



Home Literature Where to Buy Languages 

Products & Applications

>> Home > Products & Applications > Soldering/Desoldering > MFR-2200 Series > MFR-2211



Technical Specificatio

MFR-2210, MFR-2220, MI
2241

Input Line Voltage / Freq

100- 240 VAC, 50/60 Hzgr

Power Consumption:130

Output Power Maximum:

60 Watts max. at 22°C pe

Idle Temperature Stabili

Ambient Operating Temp

10- 40°C (50°F - 104°F)

Maximum Enclosure Tem

Power Cord 3-Wire:183cr

(S = 600 Volt Service Cora

Volt, T = Thermoplastic)

Hand-piece Cable Length

L=122cm (48"), burn resist

Hand-piece Connector:8-

Tip-to-Ground Potential:-

Tip-to-Ground Resistance

Certification / Marking:c

Power Supply Dimension:

170mm x 200mm x 152.5n

Workstand Dimensions w

100 mm x 200 mm x 100 n

Surface Resistivity:10⁵-10

Weight:

MFR-PS2200: 2.97 kg (6.5

Hand-piece: 0.115 kg (0.2

MFR-2211

This system includes two cartridge hand-pieces to suit even the most demanding applications, including SMD removal and placement applications.

Key Features & Benefits

- SmartHeat® Technology provides exceptional power for high thermal demand applications
- Dual simultaneous outputs allow for single or dual operator use
- Allows one operator to use one or two hand-pieces together
- A comprehensive range of cartridges for maximum flexibility
- Hand-pieces are ergonomic for operator safety and comfort

MFR-2211 Dual output, two cartridge soldering hand-piece, workstand

Part No.	Description
MFR-2211	Dual output, two cartridge soldering hand-piece, workstand

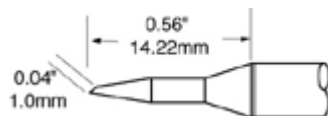
System Components

MFR-H1-SC	Hand-piece, Soldering Cartridge
MFR-PS2200	Power Supply, Dual Simultaneous Output
WS1	Auto Sleep Workstand

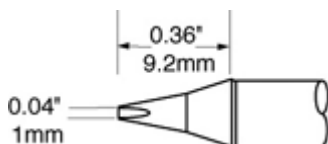
Contents subject to change without notice

Standard Soldering Tip Cartridges

The Standard Soldering Tip Cartridges are used with the MFR-H1-SC Hand-piece and have been designed to deliver outstanding performance for the majority of point-to-point soldering and basic rework applications. The geometries within the range have been optimized to deliver maximum accessibility combined with optimal thermal efficiency within a narrow cartridge diameter.



SFP-BVL10
Bevel Cartridge, 60° 1.0mm (.04")



SFP-CH10
Chisel Cartridge, 30° 1.0mm (.04")

Workstand: 0.686 kg (1.51 lbs)
MFR-PS2200 w/ 2 hand-pieces: 4.57 kg (10.08 lbs)

Soldering Tip Heater

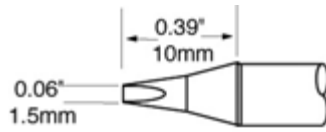
With hand soldering, the solder connection, the substrate and without throughput. All of the soldering tips & rework cartridge with glass fiber (FR4) denoted by the second letter "F". For example: SFP-CNL10.

However, some special working with their temperature sensitive ceramic hybrids or International has developed that quickly deliver the heat to operate at temperature of substrate damage. replacing the "F" in the for temperature sensitive loads. Please contact us for information and availability of heaters. For example: SFP-TNL10.

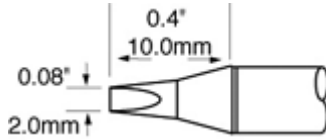
F = Standard
T = Temperature Sensitive
C = Ceramic



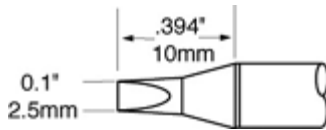
MFR Series Soldering Tip



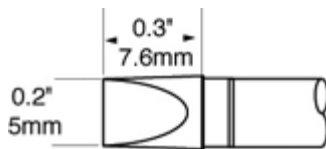
SFP-CH15
Chisel Cartridge, 30° 1.5mm (.06")



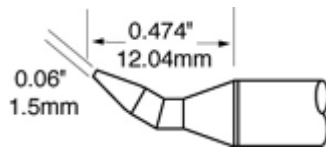
SFP-CH20
Chisel Cartridge, 30° 2.0mm (.08")



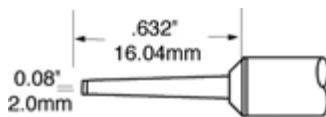
SFP-CH25
Chisel Cartridge, 30° 2.5mm (.10")



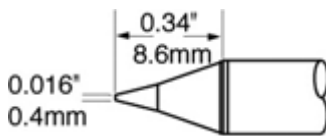
SFP-CH50
Chisel Cartridge, 30° 5.0mm (.20")



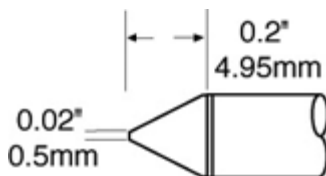
SFP-CHB15
Chisel Cartridge, 30° Bent 1.5mm (.06")



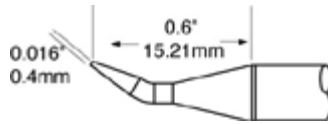
SFP-CHL20
Chisel Cartridge, 60° Long Reach 2.0mm (.08")



SFP-CN04
Conical Cartridge, 0.4mm (.016")

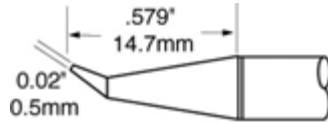


SFP-CN05
Conical Cartridge, 0.5mm (.02")



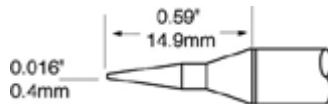
SFP-CNB04

Conical Cartridge Bent, 0.4mm (.016")



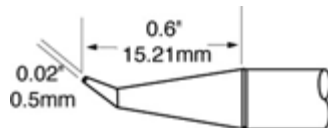
SFP-CNB05

Conical Cartridge Bent, 0.5mm (.02")



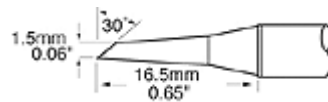
SFP-CNL04

Conical Cartridge Long Reach, 0.4mm (.016")



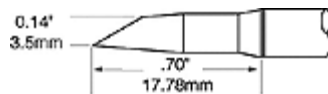
SFP-DRH05

Drag Soldering Cartridge, Hoof 0.5mm (.02")



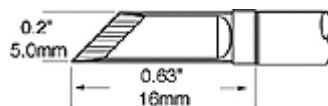
SFP-DRH15

Drag Soldering Cartridge, Hoof 1.5mm (.06")



SFP-DRH35

Drag Soldering Cartridge, Hoof 3.5mm (.14")



SFP-DRK50

Drag Soldering Cartridge, Knife 5.0mm (.20")

To order specialty versions of the Soldering Tip Cartridges replace the "F" in the part number with the appropriate letter designate for your application when ordering:

T = Temperature Sensitive C = Ceramic or Heavy Load

Rework Cartridges

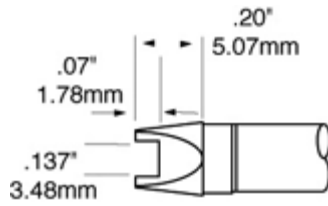
The Rework Cartridges are used with the MFR-HSR Soldering & Rework Hand-piece for conduction rework of surface mount components. The geometries are compatible with common SMT Chip and SOIC components.

Blade Cartridges

	Part No.	Description	A
	RFP-BL1	Blade Cartridge	10mm (0.4")
	RFP-BL2	Blade Cartridge	16mm (0.63")
	RFP-BL3	Blade Cartridge	22mm (0.87")

Slot Cartridges

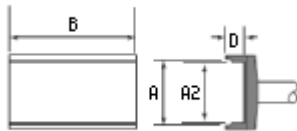
	Part No.	SMT Type	A
	RFP-SL1	0805 Chip Package	2.34mm (.092")



RFP-SL2 1206 Chip Package 3.48mm (.137")

Tunnel Cartridges

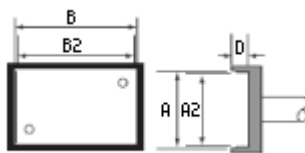
Dimensions in mm (")



Part No.	SMT Type	A2	A	B	D
RFP-DL1	SOIC 14-16	5.18 (.204)	5.18 (.204)	4.32 (.17)	3.22 (.127)
RFP-DL2	SOIC 8	5.18 (.204)	5.18 (.204)	4.32 (.17)	2.29 (.090)
RFP-DL13	SOIC 16	6.86 (.270)	6.86 (.270)	11.18 (.44)	2.29 (.090)

Quad Cartridges

Dimensions in mm (")



Part No.	SMT Type	A2	A	B2	B	D
RFP-QD4	PLCC 32	11.43 (.450)	12.70 (.500)	13.97 (.550)	15.24 (.600)	3.81 (.150)
RFP-QD6	PLCC 44	16.76 (.660)	17.78 (.700)	16.76 (.660)	17.78 (.700)	3.81 (.150)
RFP-QD7	PLCC 68	24.38 (.960)	25.27 (.995)	24.38 (.960)	25.27 (.995)	5.59 (.220)

RFP-	PLCC	19.30	20.32	19.30	20.32	3.81
QD10	52	(.760)	(.800)	(.760)	(.800)	(.150)
RFP-	TQFP	12.32	13.34	12.32	13.34	2.79
QD15	80	(.485)	(.535)	(.485)	(.535)	(.110)
RFP-	QFP	16.13	16.13	16.13	16.13	3.30
QD19	44	(.635)	(.635)	(.635)	(.635)	(.130)
RFP-	QFP	16.51	16.51	22.48	22.48	3.30
QD20	100	(.650)	(.650)	(.885)	(.885)	(.130)

The second digit denotes substrate material (damage tolerance). **F** = FR4/Glass Fiber for most. © 2007 OK International, All rights reserved.



Two other series are also available, just replace F with either T or C. [Home](#) | [Code of Business Conduct](#) | [Terms & Conditions](#) | [Privacy Policy / Legal](#) | [Site Map](#)
[Soldering/Desoldering Systems](#) | [Fluid Dispensing Systems](#) | [Fume Extraction](#) | [Soldering Irons](#) | [Metcal MX](#) | :

T = Temperature Sensitive **C** = Ceramic or Heavy Load